BOMBAS ENGRANAJES
Tipo: OT303
GRUPO 3 STANDARD EUROPEO

Referencia	TIPO	BOMBA	CILINDRADA	GIRO	/	CUERPO	ENGRANAJE	BRIDA EUR.
	OT303	P	CM3/REV	D/I	/	G/P	38 (1:8)	P3

VERSIÓN: P38 P3

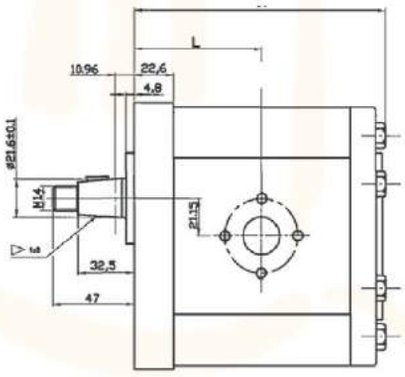

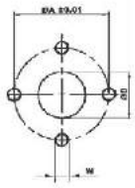

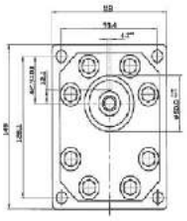

VERSIÓN: G38 P3

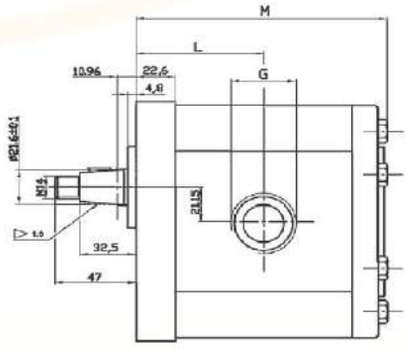

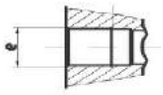

Tipo	Cilindrada (cc/rev)	Presión máxima continua P1 (bar)	Presión de punta P3 (bar)	Velocidad máxima (giros/min.)	Dimensión A (mm)	Dimensión B (mm)	Toma de aspiración	Toma de presión
OT 303 P20	20	220	250	2500	56,1	116,7	G3/4	G3/4
OT 303 P22	22	220	250	2500	57,6	119,7	G3/4	G3/4
OT 303 P25	25	220	250	2500	58,3	121,1	G3/4	G3/4
OT 303 P28	28	220	250	2500	60,2	124,7	G1	G3/4
OT 303 P32	32	220	250	2500	66,5	137,3	G1	G3/4
OT 303 P36	36	220	250	2300	68,0	140,5	G1	G3/4
OT 303 P42	42	200	230	2300	70,8	146,1	G1	G3/4
OT 303 P46	46	200	230	2100	72,7	149,8	G1	G3/4
OT 303 P50	50	170	200	2100	74,5	153,4	G1	G3/4
OT 303 P55	55	170	200	1800	76,7	157,9	G1	G3/4
OT 303 P60	60	150	180	1800	78,7	162,4	G1	G3/4

BOMBAS ENGRANAJES
Tipo: OT../..
BOMBAS MULTIPLES

VERSION G2: ASPIRACION 1/2"

VERSIÓN: G28 P2

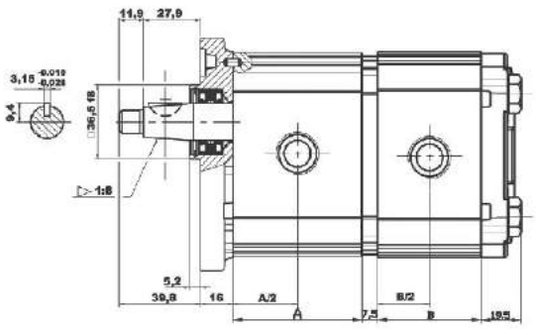

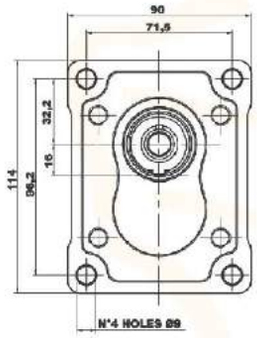

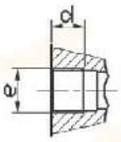

Tipo	Cilindrada	Presión máxima continua P1 (bar)	Presión de punta P3 (bar)	Velocidad máxima (giros/min.)	Dimensión A	Dimensión B	Toma de aspiración		Toma de presión	
	(cc/rev)				(mm)		e	d	e	d
OT 200 P04	04,10	250	300	4000	48.00	48.00	G1/2	14	G1/2	14
OT 200 P06	06,20	250	300	3500	51.00	51.00	G1/2	14	G1/2	14
OT 200 P08	08,20	250	300	3500	54.00	54.00	G1/2	14	G1/2	14
OT 200 P11	11,20	250	300	3500	58.30	58.30	G1/2	14	G1/2	14
OT 200 P14	14,00	240	300	3000	62.30	62.30	G3/4	16	G1/2	14
OT 200 P16	16,00	240	300	3000	65.20	65.20	G3/4	16	G1/2	14
OT 200 P20	20,00	200	240	3000	71.00	71.00	G3/4	16	G1/2	14
OT 200 P22	22,50	170	210	2500	82.70	82.70	G3/4	16	G1/2	14
OT 200 P25	25,10	170	210	2500	86.50	86.50	G3/4	16	G1/2	14
OT 200 P28	28,00	140	180	2500	90.70	90.70	G3/4	16	G1/2	14
OT 200 P30	30,00	130	170	2000	93.50	93.50	G3/4	16	G1/2	14

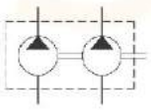

NOTA: Preferiblemente la bomba posterior debe ser de cilindrada inferior

VERSION: G28 P2

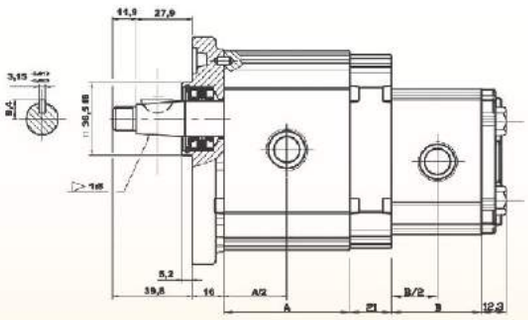

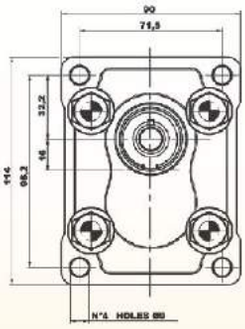

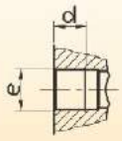

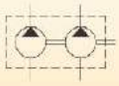

TABLA 1 OT200						
Tipo	Cilindrada	Dim. A	Toma de aspiración		Toma de presión	
	(cc/rev)	(mm)	e	d	e	d
OT 200 P04	04,10	48.00	G1/2	14	G1/2	14
OT 200 P06	06,20	51.00	G1/2	14	G1/2	14
OT 200 P08	08,20	54.00	G1/2	14	G1/2	14
OT 200 P11	11,20	58.30	G1/2	14	G1/2	14
OT 200 P14	14,00	62.30	G3/4	16	G1/2	14
OT 200 P16	16,00	65.20	G3/4	16	G1/2	14
OT 200 P20	20,00	71.00	G3/4	16	G1/2	14
OT 200 P22	22,50	82.70	G3/4	16	G1/2	14
OT 200 P25	25,10	86.50	G3/4	16	G1/2	14
OT 200 P28	28,00	90.70	G3/4	16	G1/2	14
OT 200 P30	30,00	93.50	G3/4	16	G1/2	14

TABLA 2 OT100						
Tipo	Cilindrada	Dim. B	Toma de aspiración		Toma de presión	
	(cc/rev)	(mm)	e	d	e	d
OT 100 P07	0.73	36.7	G3/8	14	G3/8	14
OT 100 P11	1.05	37.8	G3/8	14	G3/8	14
OT 100 P16	1.55	39.5	G3/8	14	G3/8	14
OT 100 P20	1.90	40.9	G3/8	14	G3/8	14
OT 100 P25	2.50	43.0	G3/8	14	G3/8	14
OT 100 P32	3.10	45.0	G3/8	14	G3/8	14
OT 100 P40	3.80	47.8	G3/8	14	G3/8	14
OT 100 P49	4.70	50.9	G3/8	14	G3/8	14
OT 100 P58	5.55	54.0	G1/2	14	G3/8	14
OT 100 P65	6.25	56.5	G1/2	14	G3/8	14
OT 100 P79	7.60	61.2	G1/2	14	G3/8	14

Avda. Carlos Marx, 80 - Pol.Ind. Horno de Alcedo
46026 Valencia (ESPAÑA)
Tel.+34 96 318 20 10 - Fax. +34 96 318 22 75
comercial@teconasa.com
www.teconasa.com

Teconasa
HIDRAULICA

ESPECIALISTAS
EN OLEOHIDRÁULICA

Bombas - Bombas engranajes

Avda. Carlos Marx, 80 - Pol.Ind. Horno de Alcedo
46026 Valencia (ESPAÑA)
Tel.+34 96 318 20 10 - Fax. +34 96 318 22 75
comercial@teconasa.com
www.teconasa.com

BOMBAS ENGRANAJES
Tipo: OT100..N16..B..
GRUPO 1 MINICENTRAL (DIN5482)

Referencia	SERIE	BOMBA	CILINDRADA	GIRO	/	CUERPO	ENGRANAJE	BRIDA	IZQ/DCHA
	OT100	P	CM3/REV	D/I	/	N	16	B	1/2

VERSIÓN: N16 B1/B2

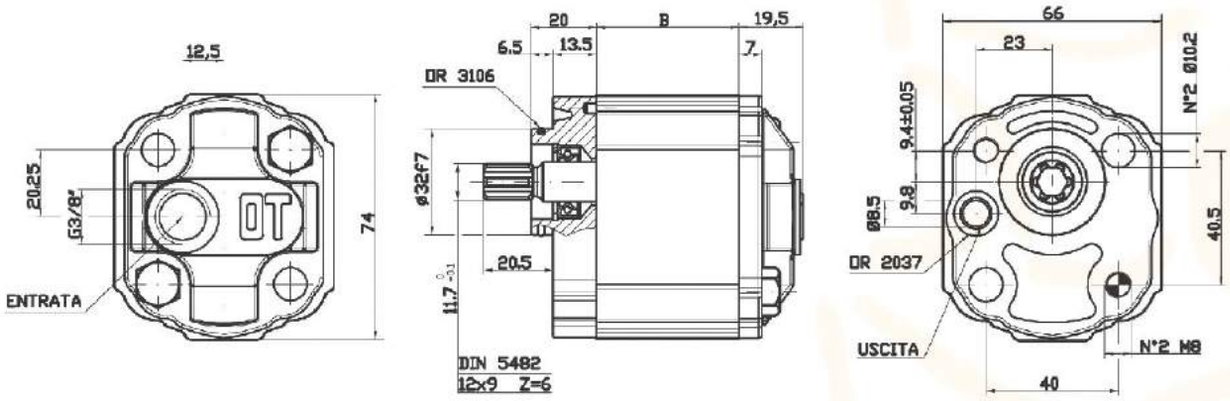

Nota: La bomba representada es una versión N16B1

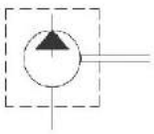

Tipo	Cilindrada (cc/giro)	Presión máxima continua P1 (bar)	Presión de punta P3 (bar)	Velocidad máxima (giros/min.)	Dimensión B (mm)	Par absorbido a 150 bar (Nm)
OT 100 P11	1.05	240	280	5000	37.8	2.4
OT 100 P16	1.55	260	300	5000	39.5	4.2
OT 100 P20	1.90	240	300	5000	40.9	5.2
OT 100 P26	2.50	240	280	5000	43.0	6.7
OT 100 P32	3.10	240	280	5000	45.0	8.3
OT 100 P40	3.80	220	260	4500	47.8	10.1
OT 100 P49	4.70	200	240	4500	50.9	12.7
OT 100 P58	5.55	180	220	4000	54.0	15.0
OT 100 P65	6.25	160	200	3750	56.5	16.8
OT 100 P79	7.60	140	180	3500	61.2	20.5

BOMBAS ENGRANAJES
Tipo: OT100
GRUPO 1 STANDARD EUROPEO

Referencia	SERIE	BOMBA	CILINDRADA	GIRO	/	CUERPO	ENGRANAJE	BRIDA
	OT100	P	CM3/REV	D/I	/	G/B	18 (1:8)	P1

VERSIÓN: G18 P1

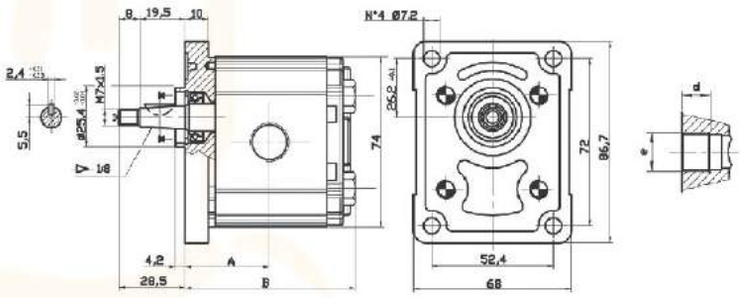

Toma	Dimensión	e	d
			mm
Presión	3/8"	G 3/8"	14
Aspir.	3/8"	G 3/8"	14

VERSIÓN: G2 18 P1

Toma	Dimensión	e	d
			mm
Presión	3/8"	G 3/8"	14
Aspir.	1/2"	G 1/2"	14

VERSIÓN: B18 P1

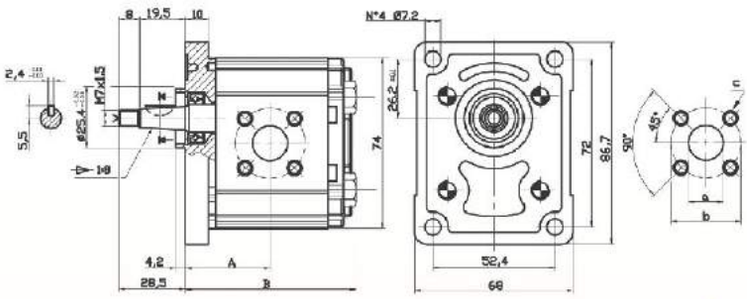

Toma	a	b	c
	mm	mm	Rosca
Presión	15	30	M6x12
Aspir.	15	30	M6x12

Tipo	Cilindrada (cc/giro)	Presión máxima continua P1 (bar)	Presión de punta P3 (bar)	Velocidad máxima (giros/min.)	Dimensiones A (mm)	Dimensiones B (mm)	Par absorbido a 150 bar (Nm)
OT 100 P11	1.05	240	280	5000	31.90	65.6	2.4
OT 100 P16	1.55	260	300	5000	32.75	67.3	4.2
OT 100 P20	1.90	260	300	5000	33.45	68.7	5.2
OT 100 P25	2.50	260	300	5000	34.50	70.8	6.7
OT 100 P32	3.10	260	300	5000	35.50	72.8	8.3
OT 100 P40	3.80	260	300	4500	36.90	75.6	10.1
OT 100 P49	4.70	240	280	4500	38.45	78.7	12.7
OT 100 P58	5.55	200	240	4000	40.00	81.8	15.0
OT 100 P65	6.25	190	230	3750	41.25	84.3	16.8
OT 100 P79	7.60	170	220	3500	43.60	89.0	20.5

BOMBAS ENGRANAJES
Tipo: OT100..N..B..
GRUPO 1 MINICENTRAL (ENGRANAJE CORTO)

Referencia	SERIE	BOMBA	CILINDRADA	GIRO	/	CUERPO	ENGRANAJE	BRIDA
	OT100	P	CM3/REV	D/I	/	N	13/14	B1/B2

VERSIÓN: N14 B1/B2

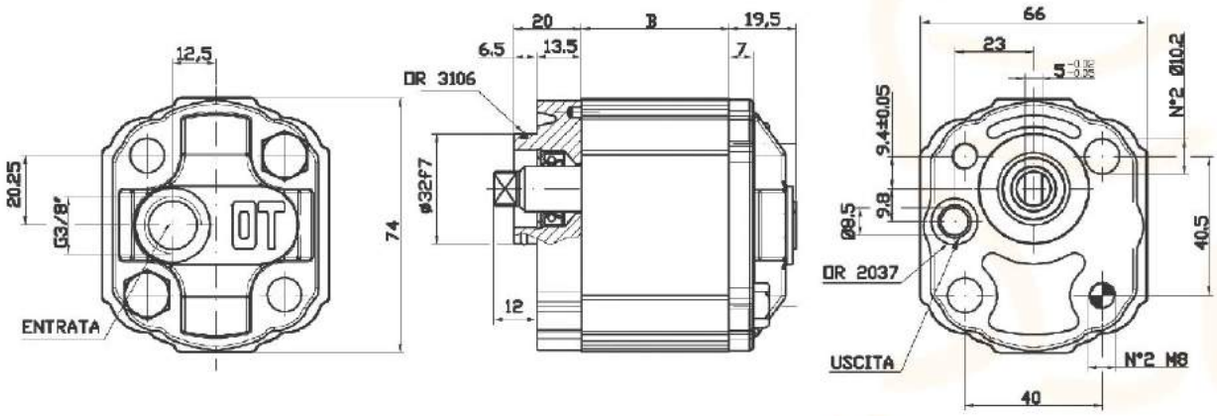

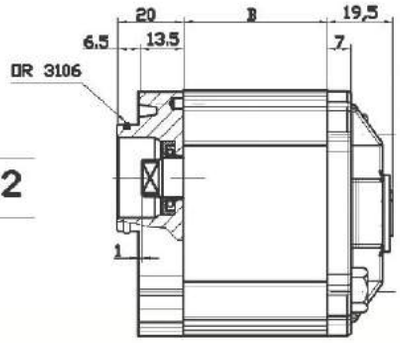

VERSIÓN: N13 B1/B2

Tipo	Cilindrada (cc/giro)	Presión máxima continua P1 (bar)	Presión de punta P3 (bar)	Velocidad máxima (giros/min.)	Dimensión B (mm)	Par absorbido a 150 bar (Nm)
OT 100 P07	0.73	200	240	5000	36.7	1.8
OT 100 P11	1.05	240	280	5000	37.8	2.4
OT 100 P16	1.55	260	300	5000	39.5	4.2
OT 100 P20	1.90	240	300	5000	40.9	5.2
OT 100 P26	2.50	240	280	5000	43.0	6.7
OT 100 P32	3.10	240	280	5000	45.0	8.3
OT 100 P40	3.80	220	260	4500	47.8	10.1
OT 100 P43	4.30	200	240	4500	49.5	12.0
OT 100 P49	4.70	200	240	4500	50.9	12.7
OT 100 P58	5.55	180	220	4000	54.0	15.0
OT 100 P65	6.25	160	200	3750	56.5	16.8
OT 100 P79	7.60	140	180	3500	61.2	20.5

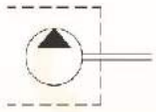

BOMBAS ENGRANAJES
Tipo: OT100..G..B.
GRUPO 1 MINICENTRAL (ENGRANAJE CORTO)

Referencia	SERIE	BOMBA	CILINDRADA	GIRO	/	CUERPO	ENGRANAJE	BRIDA
	OT100	P		D/I	/	G	13	B0

VERSIÓN: G13 B0

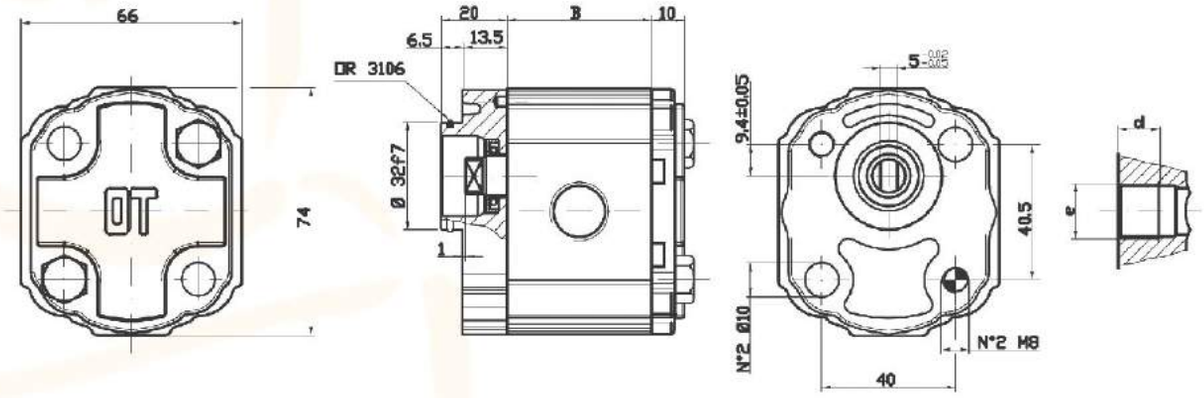

VERSIÓN: G14 B0

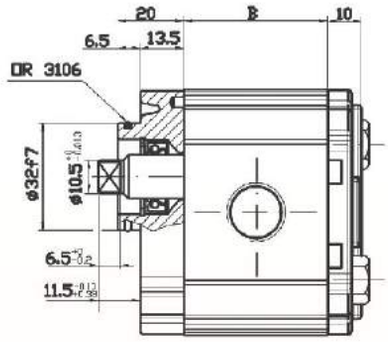

Cilindrada	Toma	Dimensión	e	d mm
Da 0,70	Presión	3/8"	G 3/8"	14
a 4,50	Aspir.	3/8"	G 3/8"	14
Da 5,55	Presión	3/8"	G 3/8"	14
a 7,60	Aspir.	1/2"	G 1/2"	14

Tipo	Cilindrada (cc/giro)	Presión máxima continua P1 (bar)	Presión de punta P3 (bar)	Velocidad máxima (giros/min.)	Dimensión B (mm)	Par absorbido a 150 bar (Nm)
OT 100 P07	0.73	200	240	5000	36.7	1.8
OT 100 P11	1.05	240	280	5000	37.8	2.4
OT 100 P16	1.55	260	300	5000	39.5	4.2
OT 100 P20	1.90	240	300	5000	40.9	5.2
OT 100 P26	2.50	240	280	5000	43.0	6.7
OT 100 P32	3.10	240	280	5000	45.0	8.3
OT 100 P40	3.80	220	260	4500	47.8	10.1
OT 100 P49	4.70	200	240	4500	50.9	12.7
OT 100 P58	5.55	180	220	4000	54.0	15.0
OT 100 P65	6.25	160	200	3750	56.5	16.8
OT 100 P79	7.60	140	180	3500	61.2	20.5

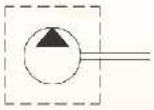

BOMBAS ENGRANAJES
Tipo: OT100..16TP1.
GRUPO 1 STANDARD EJE CILINDRICO 18mm

Referencia	SERIE	BOMBA	CILINDRADA	GIRO	/	CUERPO	ENGRANAJE	BRIDA
	OT100	P	CM3/REV	D/I	/	G/B	T	P1

VERSIÓN: B16 T P 1

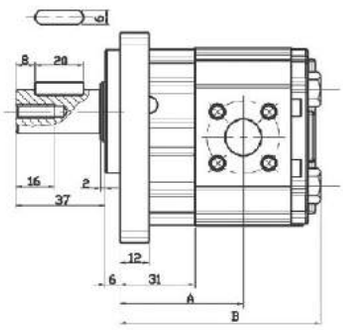

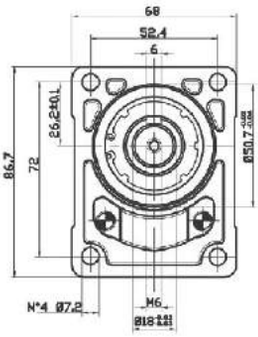

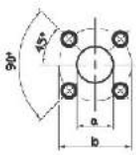

Toma	a	b	c
	mm	mm	Rosca
Presión	15	30	M6x12
Aspir.	15	30	M6x12

VERSIÓN: G16 T P 1

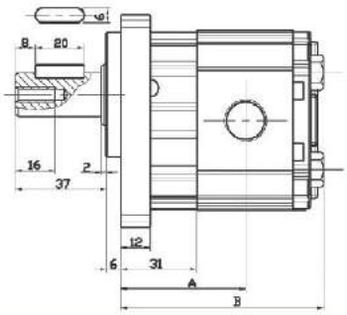

Cilindrada	Toma	Dimensión	e	d
				mm
Da 0,70	Presión	3/8"	G 3/8"	14
a 4,50	Aspir.	3/8"	G 3/8"	14
Da 5,55	Presión	3/8"	G 3/8"	14
a 7,60	Aspir.	1/2"	G 1/2"	14

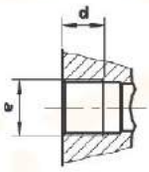

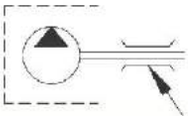

NOTA: Bomba para transmisión independiente con soporte incorporado.

Tipo	Cilindrada (cc/giro)	Presión máxima continua P1 (bar)	Presión de punta P3 (bar)	Velocidad máxima (giros/min.)	Dimensión A (mm)	Dimensión B (mm)	Par absorbido a 150 bar (Nm)
OT 100 P11	1.05	240	280	5000	49.90	83.6	2.4
OT 100 P16	1.55	260	300	5000	50.75	85.3	4.2
OT 100 P20	1.90	260	300	5000	51.45	86.7	5.2
OT 100 P25	2.50	260	300	5000	52.50	88.8	6.7
OT 100 P32	3.10	260	300	5000	53.50	90.8	8.3
OT 100 P40	3.80	260	300	4500	54.90	93.6	10.1
OT 100 P49	4.70	240	280	4500	56.45	96.7	12.7
OT 100 P58	5.55	200	240	4000	58.00	99.8	15.0
OT 100 P65	6.25	190	230	3750	59.25	102.3	16.8
OT 100 P79	7.60	170	220	3500	61.60	107.0	20.5

BOMBAS ENGRANAJES
Tipo: OT200.
GRUPO 2 STANDARD EUROPEO

Referencia	SERIE	BOMBA	CILINDRADA	GIRO	CUERPO	ENGRANAJE	BRIDA EUR.
	OT200	P	CM3/REV	D/I	G/P	28 (1:8)	P2

VERSIÓN: P28 P2

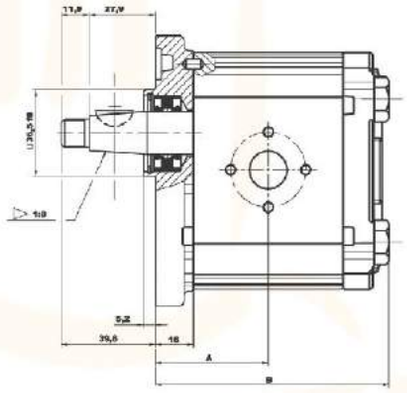

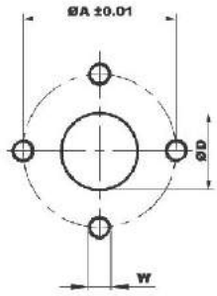

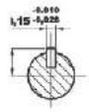

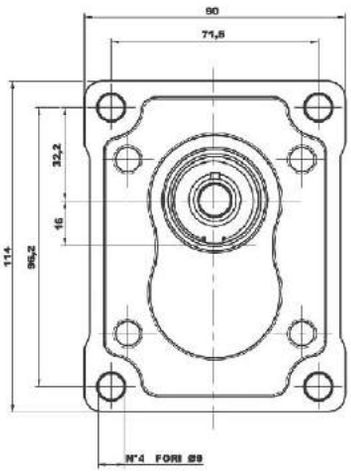

VERSIÓN: G28 P2

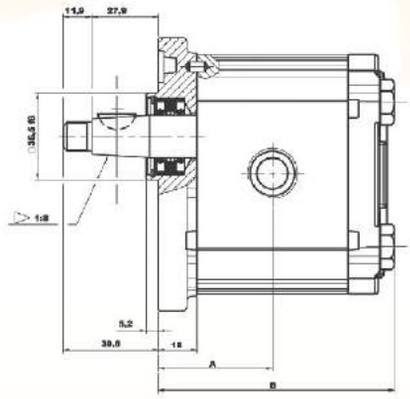

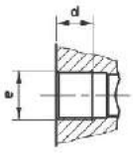

Tipo	Cilindrada (cc/giro)	Presión máxima continua P1 (bar)	Presión de punta P3 (bar)	Velocidad máxima (giros/min.)	Dimensión A (mm)	Dimensión B (mm)	Toma de aspiración ØD	Toma de aspiración ØA	Toma de aspiración W	Toma de presión ØD	Toma de presión ØA	Toma de presión W
OT 200 P04	04,10	250	300	4000	40,00	83,50	13	30	M6	13	30	M6
OT 200 P06	06,20	250	300	3500	41,50	86,50	13	30	M6	13	30	M6
OT 200 P08	08,20	250	300	3500	43,00	89,50	13	30	M6	13	30	M6
OT 200 P11	11,20	250	300	3500	45,15	93,80	13	30	M6	13	30	M6
OT 200 P14	14,00	240	300	3000	47,15	97,80	20	40	M8	13	30	M6
OT 200 P16	16,00	240	300	3000	48,60	100,7	20	40	M8	13	30	M6
OT 200 P20	20,00	200	240	3000	51,50	106,5	20	40	M8	13	30	M6
OT 200 P22	22,50	170	210	2500	57,35	118,2	20	40	M8	13	30	M6
OT 200 P25	25,10	170	210	2500	59,25	122,0	20	40	M8	13	30	M6
OT 200 P28	28,00	140	180	2500	61,35	126,2	20	40	M8	13	30	M6
OT 200 P30	30,00	130	170	2000	62,75	129,0	20	40	M8	13	30	M6

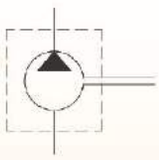

BOMBAS ENGRANAJES
Tipo: OT200..P22
GRUPO 2 STANDARD EUROPEO, EJE CIL. 18

Referencia	SERIE	BOMBA	CILINDRADA	GIRO	CUERPO	SOPORTE	ENGRANAJE	BRIDA EUR.
	OT200	P	CM3/REV	D/I	G/P	T	22(ø18)	P2

VERSIÓN: P22 TP2

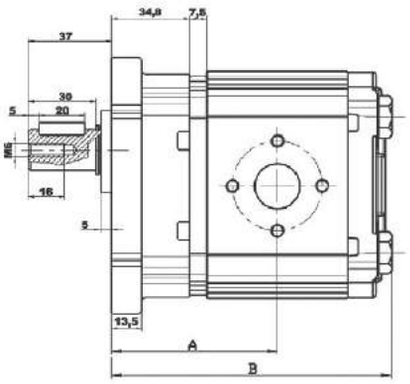

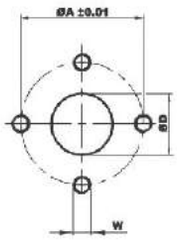

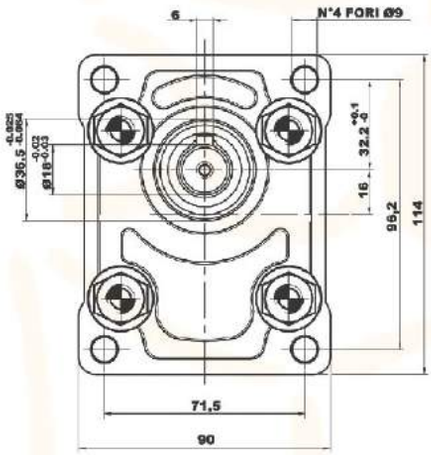

VERSIÓN: G22 TP2

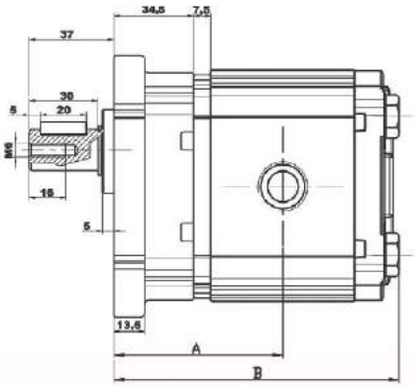

Tipo	Cilindrada (cc/giro)	Presión máxima continua P1 (bar)	Presión de punta P3 (bar)	Velocidad máxima (giros/min.)	Dimensión A (mm)	Dimensión B (mm)	Toma de aspiración ØD	Toma de aspiración ØA	Toma de aspiración W	Toma de presión ØD	Toma de presión ØA	Toma de presión W
OT 200 P04	04,10	230	300	4000	66.30	109.80	13	30	M6	13	30	M6
OT 200 P06	06,20	250	300	3500	67.80	112.80	13	30	M6	13	30	M6
OT 200 P08	08,20	250	300	3500	69.30	115.80	13	30	M6	13	30	M6
OT 200 P11	11,20	250	300	3500	71.45	120.10	13	30	M6	13	30	M6
OT 200 P14	14,00	250	300	3000	73.45	124.10	20	40	M8	13	30	M6
OT 200 P16	16,00	250	300	3000	74.90	127.00	20	40	M8	13	30	M6
OT 200 P20	20,00	210	240	3000	77.80	132.80	20	40	M8	13	30	M6
OT 200 P22	22,50	180	210	2500	82.65	144.50	20	40	M8	13	30	M6
OT 200 P25	25,10	170	210	2500	85.55	148.30	20	40	M8	13	30	M6
OT 200 P28	28,00	140	180	2500	87.65	152.50	20	40	M8	13	30	M6
OT 200 P30	30,00	130	170	2000	89.05	155.30	20	40	M8	13	30	M6

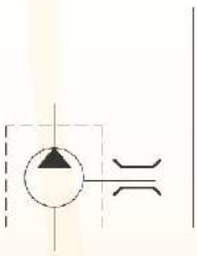

BOMBAS ENGRANAJES
Tipo: OT200..G21..S2

GRUPO 2 BRIDA SAE A EJE ESTRIADO 9T16/32 DP

Referencia	SERIE	BOMBA	CILINDRADA	GIRO	/	CUERPO	ENGRANAJE	BRIDA SAE A
	OT200	P	CM3/REV	D/I	/	G/P	21	S2

VERSIÓN: G21 S2

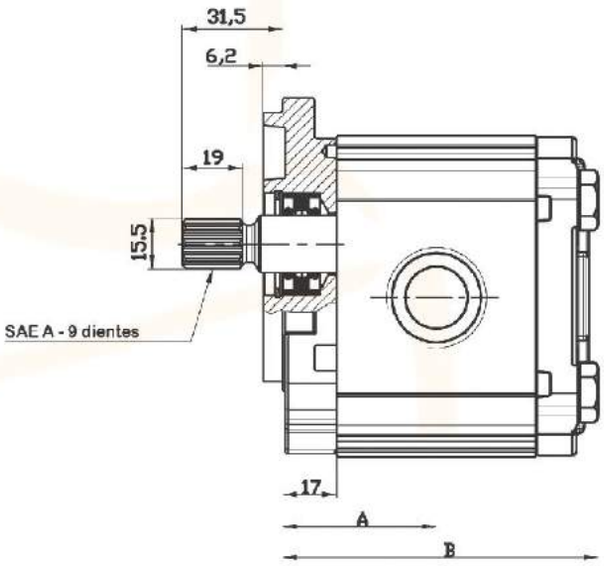

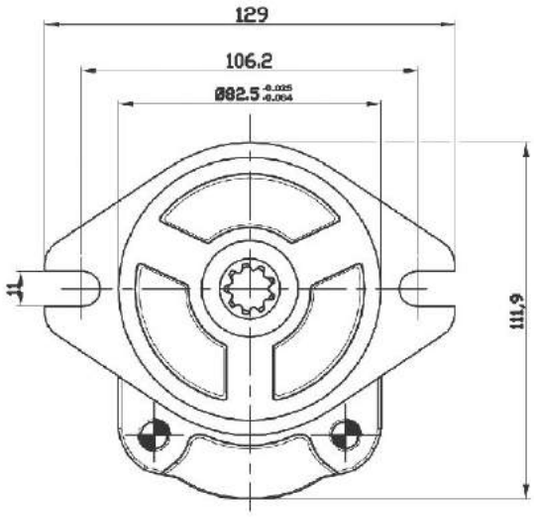

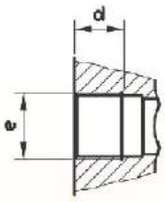

Tipo	Cilindrada (cc/giro)	Presión máxima contínua P1 (bar)	Presión de punta P3 (bar)	Velocidad máxima (giros/min.)	Dimensión A (mm)	Dimensión B (mm)	Toma de aspiración e	Toma de aspiración d	Toma de presión e	Toma de presión d
OT 200 P04	04,10	250	300	4000	41,00	84,50	G1/2	14	G1/2	14
OT 200 P06	06,20	250	300	3500	42,50	87,50	G1/2	14	G1/2	14
OT 200 P08	08,20	250	300	3500	44,00	90,50	G1/2	14	G1/2	14
OT 200 P11	11,20	250	300	3500	46,15	94,80	G1/2	14	G1/2	14
OT 200 P14	14,00	240	300	3000	48,15	98,80	G3/4	16	G1/2	14
OT 200 P16	16,00	240	300	3000	49,60	101,7	G3/4	16	G1/2	14
OT 200 P20	20,00	200	240	3000	52,50	107,5	G3/4	16	G1/2	14
OT 200 P22	22,50	170	210	2500	58,35	119,2	G3/4	16	G1/2	14
OT 200 P25	25,10	170	210	2500	60,25	123,0	G3/4	16	G1/2	14
OT 200 P28	28,00	140	180	2500	62,35	127,2	G3/4	16	G1/2	14
OT 200 P30	30,00	130	170	2000	63,75	130,0	G3/4	16	G1/2	14

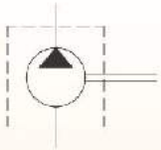

BOMBAS ENGRANAJES
Tipo: OT200..P..B2
GRUPO 2 BRIDA STANDARD ALEMANA

Referencia	SERIE	BOMBA	CILINDRADA	GIRO	/	CUERPO	ENGRANAJE	BRIDA ALEMANA
	OT200	P	CM3/REV	D/I	/	B	25/23	B2

VERSIÓN: P25 B2

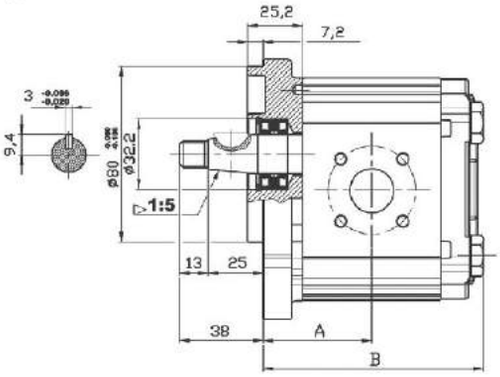

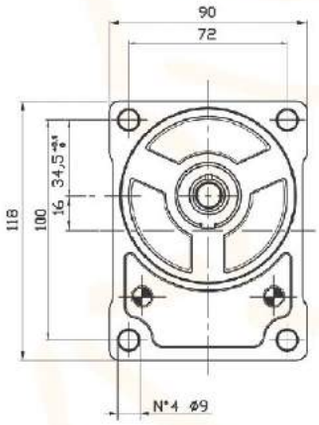

VERSIÓN: P23 B2

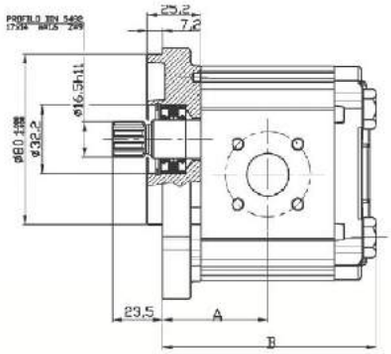

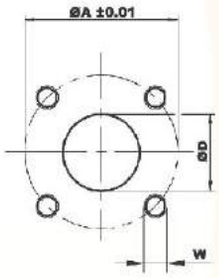

DIN 5482 B 17x40
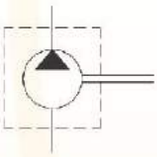
Tipo	Cilindrada (cc/rev)	Presión máxima continua P1 (bar)	Presión de punta P3 (bar)	Velocidad máxima (giros/min.)	Dimensión A (mm)	Dimensión B (mm)	Toma de aspiración ØD	Toma de aspiración ØA	Toma de aspiración W	Toma de presión ØD	Toma de presión ØA	Toma de presión W
OT 200 P04	04,10	250	300	4000	42,00	85,50	20	40	M6	15	35	M6
OT 200 P06	06,20	250	300	3500	43,50	88,50	20	40	M6	15	35	M6
OT 200 P08	08,20	250	300	3500	45,00	91,50	20	40	M6	15	35	M6
OT 200 P11	11,20	250	300	3500	47,15	95,80	20	40	M6	15	35	M6
OT 200 P12	12,50	240	300	3500	48,10	97,70	20	40	M6	15	35	M6
OT 200 P14	14,00	240	300	3000	49,15	99,80	20	40	M6	15	35	M6
OT 200 P16	16,00	240	300	3000	50,60	102,7	20	40	M6	15	35	M6
OT 200 P20	20,00	200	240	3000	53,50	108,5	20	40	M6	15	35	M6
OT 200 P22	22,50	170	210	2500	59,35	120,2	20	40	M6	15	35	M6
OT 200 P25	25,10	170	210	2500	61,25	124,0	20	40	M6	15	35	M6
OT 200 P28	28,00	140	180	2500	63,35	128,2	20	40	M6	15	35	M6
OT 200 P30	30,00	130	170	2000	64,75	131,0	20	40	M6	15	35	M6